




Guidelines – Storage of LPG cylinders



Guidelines – Storage of LPG cylinders



LOCATION	SHED FOR LPG CYLINDERS	SECURITY
<ul style="list-style-type: none"> LPG cylinders shall be stored away from combustible materials. Cylinders shall be stored at ground level and be readily accessible. Do not store close to occupied building. Follow EPSS Technical guideline no-65 for LPG safety. 	<ul style="list-style-type: none"> Store LPG cylinders in a well ventilated shed, made up of a non-combustible material. It should be protected from extreme weather / shelter provided. LPG cylinders shall be stored at least 6 meters' away from other cylinders like oxygen, chlorine, ammonia. Always store or keep LPG cylinders in vertical position. 	<ul style="list-style-type: none"> Storage shed shall be kept under lock and key. Key shall be readily available all the time. Do not allow unauthorized access, by providing a fence 2 meters' high. Keep the cylinder valve closed if not in use.
		
EMERGENCY PROCEDURES	DISPLAY NOTICES	MAINTENANCE
<ul style="list-style-type: none"> Develop a written procedure to deal with emergencies that may arise. Provide appropriate fire extinguishers as prescribed by the Civil Defence, and as mentioned under Dubai Municipality EPSS Technical Guideline no-65. Maintain all fire-fighting equipment in good working condition. Ensure Personnel are trained to deal with any emergency that may arise. 	<ul style="list-style-type: none"> Display notices such as, "LPG – Highly Flammable", "NO SMOKING" or "NO NAKED FLAME". Display notices in languages that are understood by the workforce. 	<ul style="list-style-type: none"> Maintain all the installations by trained LPG fitters. Pipe lines / hoses if any shall be tested for safe working / leakages.